



Kentucky High School Athletic Association

2280 Executive Drive ° Lexington, KY 40505 ° www.khsaa.org ° (859)299-5472 (859)293-5999 (fax)

MEMORANDUM

To: Superintendent, Principal, and Athletic Director
Johnson Central High School

From: Brigid L. DeVries, Commissioner
Larry Boucher, Assistant Commissioner *LB*


Date: May 15, 2006

Subject: 2005-2006 Title IX Annual Report Forms Submission

Enclosed please find a copy of Form T-65, the 2005-2006 KHSAA Title IX Annual Report Submission Status Report. In addition, you may find an attachment with corrected copies of the forms submitted by your school personnel. Please review this information so the forms can be completed accurately in the future.

Also, KHSAA Audit Team Members may have requested resubmission of some of the 2005-2006 Annual Report Forms or need additional information on your athletic programs. Please submit this information by the date requested if this is applicable. Copies and all KHSAA Title IX documents must be kept current and included in your permanent Title IX File at the school. All documents are subject to Open Records Requests.

Should you need any further information, please do not hesitate to call anytime.



**KHSAA TITLE IX
ANNUAL REPORT SUBMISSION
STATUS REPORT
2005-2006**

TO: KHSAA Member School Superintendents, Principals, and Athletic Directors

FROM: Brigid L. DeVries, Commissioner
Larry Boucher, Assistant Commissioner

DATE: 4/17/2006

School	Johnson Central High School	Reviewed by	Fran Edwards
--------	-----------------------------	-------------	--------------



The following is a status report regarding the required 2005 - 2006 Title IX Annual Report submission of forms due into the KHSAA office by April 15, 2006. Appropriate KHSAA Audit Team personnel have reviewed these forms and the following is a summary of this review.

I. Checklist of Forms properly submitted in a satisfactory manner:

<input checked="" type="checkbox"/>	GE 19 (Annual Verification)	<input checked="" type="checkbox"/>	T-35 (Budget Expenses)
<input checked="" type="checkbox"/>	T-1 (Summary Program Chart 1)	<input checked="" type="checkbox"/>	T-36 (Budget Expenses)
<input checked="" type="checkbox"/>	T-2 (Summary Program Chart 2)	<input checked="" type="checkbox"/>	T-41 (Checklist – Overall Interscholastic Program)
<input checked="" type="checkbox"/>	T-3 (Summary Program Chart 3)	<input checked="" type="checkbox"/>	T-60 (Corrective Action Plan)
<input checked="" type="checkbox"/>	T-4 (Summary Program Chart 4)	<input checked="" type="checkbox"/>	T-63 (Interscholastic Survey Results)

II. Status

A.	<input checked="" type="checkbox"/>	2005 – 2006 Forms are satisfactory and no further information or action is necessary at this time.
B.		Errors have been noted with respect to the following forms:
C.		The following forms were omitted and must be submitted by school representatives:
D.	<input checked="" type="checkbox"/>	Other Recommendation and Comments: Based on responses to the Interscholastic Athletics Survey, it appears that the feasibility of adding soccer should be explored. Document any discussions regarding this sport and maintain copies in the Title IX File.





Kentucky High School Athletic Association

**KENTUCKY HIGH SCHOOL
ATHLETIC ASSOCIATION**

TITLE IX

**JOHNSON CENTRAL HIGH SCHOOL
2005-2006 ANNUAL REPORT**

**Submit to KHSAA
By April 15, 2006**





**2005-2006 KENTUCKY HIGH SCHOOL ATHLETIC ASSOCIATION
ANNUAL VERIFICATION OF TITLE IX PROCEDURES**
(To be submitted by April 15, 2006 along with other required forms)

KHSAA
Form GE19
Rev. 9/05

The Johnson Central High School, Paintsville, Kentucky
(Name of High School) (City)

certifies to the Kentucky High School Athletic Association that the following is an accurate and true representation of the facts surrounding compliance with 20 U.S.C. Sections 1681-1688, et. Seq. (also known as Title IX)

I certify the following provisions in accordance with records at the school contained in the permanent Title IX file, and to the best of my knowledge have completed the following tasks (All boxes must be checked).

Established a gender equity committee at the high school. (list committee personnel and provide attachment if necessary)

Name	Address	Phone	Title
<u>See Attached List</u>			

Scheduled a minimum of three meetings during the 2005-2006 school year on the following dates:

- Thursday, October 6, 2005
- Thursday, April 6, 2006
- Thursday, June 15, 2006

Designated the following person(s) as the Title IX coordinator for the school:

<u>Harry E. Burchett</u>	<u>Assistant Principal</u>	<u>257 North Mayo Trail, Paintsville, KY</u>	<u>(606)789-2500</u>
Name	Title	Address	Phone

Designated the following person(s) as the Title IX coordinator for the district:

<u>Phyllis Hammonds</u>	<u>Director of Special Needs</u>	<u>253 North Mayo Trail, Paintsville, KY</u>	<u>(606)789-2500</u>
Name	Title	Address	Phone

School personnel are continuing to make periodic reviews of the boys' and girls' athletics program reflected in the Corrective Action Plan.

In addition to the above information, the above referenced school maintains a complete permanent file relative to Title IX records including copies of the self-assessment audit, all corrective action plans, and other related materials.

Principal's Signature

Friday, April 14, 2006
Date

Superintendent Signature

School Board Chairpersons' Signature

(Send original copy to KHSAA - Maintain duplicate in Title IX school folder)

2005 - 2006 GENDER EQUITY COMMITTEE
JOHNSON CENTRAL HIGH SCHOOL / JOHNSON COUNTY

Chairperson	Harry E. Burchett
Girls' Coaching Staff Representatives	Phillip Wireman Debbie McCool
Boys' Coaching Staff Representatives	Darren Gamble
District Title IX Resource Person	Phyllis Hammonds
School Board Member	Danny Joe Daniels
School Board Attorney	Mike Schmitt
School Curriculum / Counseling	Noel Crum
Parent Representative	Lisa Wireman
Student Representative	Chelsea Salyer
Middle School Principal	Tim Adams
YSC Director	Karen Salyers
Athletic Director / Asst. Principal	Harry E. Burchett
High School Principal	Steve Whitaker
Director of Pupil Personnel	Delbert Conley
Asst. Supt. / Personnel Director	Zella Wells

**ACCOMMODATION OF INTERESTS AND ABILITIES
SUMMARY PROGRAM CHART 1**

Participation Opportunities Test One

		(Column 1)	(Column 2)	(Column 3)	(Column 4)
	Program	Enrollment	Percentage of Total Enrollment	Number of Interscholastic Participants (double and triple count)	Percentage of Total Participation
Row 1	GIRLS	511	52%	211	49%
Row 2	BOYS	470	48%	221	51%
Row 3	Totals	981	100%	432	100%

Instructions:

*Number of 8th grade students & below used in Column 3 and Column 4 calculations if applicable: _____

- Determine the total number of girls enrolled, (place in Row 1, Column 1). Determine the total number of boys enrolled, (place in Row 2, Column 1).
- Add the total number of girls and boys enrolled to determine total enrollment, (place in Row 3, Column 1).
- Calculate the percentage of total enrollment that is female. (Divide Row 1, Column 1 by row 3, Column 1 and place in Row 1, Column 2.) Calculate the percentage of total enrollment that is male. (Divide Row 2, Column 1 by Row 3, Column 1 and place in Row 2, Column 2.) Note: Row 1, Column 2 plus Row 2, Column 2 should total 100%.
- Ask the head coaches to review the most updated eligibility or squad lists for their teams. Ask coaches to confirm the names of those individuals who are on the team as of the first **date of competition**, and cross out the names of those who were cut from the team or quit the team prior to the first competitive event. Determine the total number of interscholastic athletics participants that are girls, (and place in Row 1, Column 3). In order to determine the total number of athletics participants, an individual should be counted each time he or she participates on a team. For example, if Jane Doe competes on the varsity volleyball team, the junior varsity volleyball team, the junior varsity basketball team, and the varsity softball team, she should be counted as four participants (**do not include club or intramural sports participants, cheerleaders, dance teams, or pom squads**). Calculate the same way for boys and girls. * In addition, should 8th grade students and below play on a Freshman, Junior Varsity, or Varsity team, they should also be counted for each team and sport on which they participate. If applicable, please asterisk the above notation as to how many 8th grade students & below are included in the totals. Using the same procedure, determine the total number of interscholastic athletic participants that are boys, (and place in Row 2, Column 3). Add Row 1, Column 3 plus Row 2, Column 3 to get total participants and place in Row 3, Column 3.
- Calculate the percentage of female participation. (Row 1, Column 3 divided by Row 3, Column 3 and place in Row 1, Column 4.) Calculate the percentage of male participation. (Row 2, Column 3 divided by Row 3, Column 3 and place in Row 2, Column 4.) Note: Row 1, Column 4 plus Row 2, Column 4 should total 100%.

Note: While being within three percent is not a formal compliance standard; if the percent listed in Row 1, Column 4 is within 3% of Row 1, Column 2, then it provides a good target within which compliance is likely.

Principal's Signature: *Harry E. Burnett* Date: 04-14-06

2005-2006
ACCOMMODATION OF INTERESTS AND ABILITIES
SUMMARY PROGRAM CHART 2

KHSAA
 Form T2
 Rev. 9/05

Participation Opportunities Test Two

		Column 1	Column 2	Column 3	Column 4	Column 5
Program		Number of Teams Currently Offered	Number of Participants	Number of Teams Added Since the beginning of the 2001-2002 School Year	Number of Participants Added Since the beginning of the 2001-2002 School Year	Percent of Total Participation By Sex Added Since the beginning of the 2001-2002 School Year
GIRLS	Row 1	varsity:	7	102	0	
	Row 2	j.v.:	7	60	3	
	Row 3	frosh:	3	49	2	
	Row 4	total:	17	211	5	52
BOYS	Row 5	varsity:	8	145	0	
	Row 6	j.v.:	7	53	3	
	Row 7	frosh:	3	23	1	
	Row 8	total:	18	221	4	0

- 1) For Column 1, list the number of interscholastic teams offered for girls and boys at each competitive level (varsity, junior varsity, and freshman). For girls, total each of the entries in Rows 1, 2, and 3 into Row 4. For boys, total Rows 5, 6, and 7 into Row 8.
- 2) For Column 2, list the number of participants at each level. For girls, total each of the entries in Rows 1, 2, and 3 into Row 4. For boys, total Rows 5, 6, and 7 into Row 8. **Note:** The totals in Row 4 for girls and in Row 8 for boys must be the same as the totals in Form T-1, Column 3, Rows 1 and 2 respectively.
- 3) For Column 3, list the number of interscholastic teams that have been added in the last five years at each competitive level. Count each team added during the 5 year period only one time. e.g. Girl's junior varsity soccer was added 3 years ago, count the team only once, not 3 times. For girls, total the entries in Rows 1, 2, and 3 into Row 4. For boys, total Rows 5, 6, and 7 into Row 8.
- 4) For Column 4, list the number of participants that are currently on each level of the teams that were added in the last five years. If a team was added previously but no longer exists, there are no current participants to be added for that team. For girls, total the entries in Rows 1, 2, and 3 into Row 4. For boys, total Rows 5, 6, and 7 into Row 8.
- 5) For Column 5, calculate the percentage of participants that have been added in the last five years. For girls, take the number in Column 4, Row 4 and divide by the number in Column 2, Row 4. For boys, take the number in Column 4, Row 8 and divide it by the number in Column 2, Row 8.

Note: If the percentage of current participants added in the last five years is 25% or greater, compliance with test two may be possible. If less than 25%, then compliance with test three should be analyzed. **CAUTION:** 25% is not a formal compliance standard.

Principal's Signature: Harry E. Burchett Date: 04-14-06

2005-2006

ACCOMMODATION OF INTERESTS AND ABILITIES
SUMMARY PROGRAM CHART 3

Participation Opportunities Test Three

FOR ANY QUESTION ANSWERED "YES" IDENTIFY THE RESPECTIVE SPORT(S).

	GIRLS (Yes / No)		BOYS (Yes / No)
1. For a sport not currently played at the interscholastic level (varsity, junior varsity, or freshman) in your school, is there an intramural team offered for that sport?	No		No
2. For a sport <u>not</u> currently offered in your interscholastic athletics program, is there sufficient interest to form a viable interscholastic team based on participation on an intramural team or community recreation teams?	Yes		Yes
3. For a sport <u>not</u> currently offered, is there sufficient interest, based on your most recent Student Interest Survey, to form a viable interscholastic team based on student responses from the interscholastic survey? If yes, what sport?	Yes <i>Soccer</i>		Yes
4. For a sport currently offered at the varsity level only, is there sufficient interest, based on your most recent Student Interest Survey, to form a viable team for a junior varsity or freshman team that is not currently offered?	No		No
5. For a sport currently offered at the junior varsity or freshman level is there sufficient interest, based on your most recent Student Interest Survey, to form a varsity team not currently offered?	No		No
6. If you answered YES to question (1), (2), (3), (4), or (5), are there enough high schools in your geographic area offering the sport (at the appropriate level) to allow for the development of a reasonable schedule of competition?	Yes		Yes

Principal's Signature: *Harry S. Bennett* Date: *04-14-06*

2005-2006

ACCOMODATION OF INTERESTS AND ABILITIES
SUMMARY PROGRAM CHART 4

Levels of Competition Test One

		Column 1	Column 2	Column 3
Girls	Team Levels	Number of Teams Currently Offered	Number of Participants	Percentage of Participants at Each Level
Row 1	varsity:	7	102	48%
Row 2	j.v.:	7	60	28%
Row 3	frosh:	3	49	23%
Row 4	total:	17	211	100%
Boys				
Row 5	varsity:	8	145	66%
Row 6	j.v.:	7	53	24%
Row 7	frosh:	3	23	10%
Row 8	total:	18	221	100%

- 1) Column 1, list the number of interscholastic teams offered for girls and boys at each competitive level; varsity, junior varsity, and freshman. (Refer to Form T-2, Accommodation of Interests and Abilities, Summary Program Chart 2, Column 1.)
- 2) For Column 2, list the number of participants at each level. For girls, total the entries in Rows 1, 2, and 3 into Row 4. For boys, total the entries in Rows 5, 6, and 7 into Row 8. (Refer to Form T-2, Accommodation of Interests and Abilities, Summary Program Chart 2, Column 2.)
- 3) For Column 3, calculate the percentage of female and male participants at each level.
For girls' varsity, junior varsity, and frosh, respectively:
 - Divide Column 2, Row 1 by Column 2, Row 4, and place the percentage in Column 3, Row 1.
 - Divide Column 2, Row 2 by Column 2, Row 4, and place the percentage in Column 3, Row 2.
 - Divide Column 2, Row 3 by Column 2, Row 4, and place the percentage in Column 3, Row 3.
 -
 For boys' varsity, junior varsity, and frosh, respectively:
 - Divide Column 2, Row 5 by Column 2, Row 8, and place the percentage in Column 3, Row 5.
 - Divide Column 2, Row 6 by Column 2, Row 8, and place the percentage in Column 3, Row 6.
 - Divide Column 2, Row 7 by Column 2, Row 8, and place the percentage in Column 3, Row 7.

Principal's Signature: Harry E. Burchett Date: 04-14-06

**2005-2006
ACTUAL EXPENDITURES - PROGRAM COMPARISON CHART 1
TO INCLUDE BOOSTER CLUB FUNDING**

	equipment and supplies		travel		awards		coaches' salaries (to include supplemental and extended employment; dollar amount needed)		facilities improvements		publications (if sport-specific)	
	Expenditures		Expenditures		Expenditures		Expenditures		Expenditures		Expenditures	
	School	Booster	School	Booster	School	Booster	School	Booster	School	Booster	School	Booster
G basketball	8418.73	8865.37	3082.45	4106.41	15.00	3012.40	4450.00	0.00	9000.00	0.00	N/A	N/A
B basketball	9040.83	6500.00	6310.65	990.36	90.00	587.80	4450.00	0.00	9000.00	0.00	N/A	N/A
G softball	2192.60	3183.59	175.00	3329.03	60.00	300.00	2000.00	0.00	95000.00	0.00	N/A	N/A
B baseball	2318.31	1183	314.98	3329.03	60.00	292.00	2000.00	0.00	10000.00	0.00	N/A	N/A
G cross country	N/A	N/A	142.16	N/A	N/A	N/A	1000.00	N/A	N/A	N/A	N/A	N/A
B cross country	N/A	N/A	142.16	N/A	N/A	N/A	1000.00	N/A	N/A	N/A	N/A	N/A
G golf	932.50	N/A	79.48	N/A	15.00	N/A	1500.00	N/A	2500.00	N/A	N/A	N/A
B golf	759.99	N/A	1581.82	N/A	45.00	N/A	1500.00	N/A	2500.00	N/A	N/A	N/A
G soccer	N/A	N/A	N/A	N/A	N/A	N/A	N/A	N/A	N/A	N/A	N/A	N/A
B soccer	N/A	N/A	N/A	N/A	N/A	N/A	N/A	N/A	N/A	N/A	N/A	N/A
G swimming	632.70	N/A	241.85	N/A	N/A	N/A	2275.00	0.00	750000	0.00	N/A	N/A
B swimming	632.70	N/A	241.85	N/A	N/A	N/A	2275.00	0.00	750000	0.00	N/A	N/A

1. Total expenditures on T-35 and T-36 on the 2005-2006 year report due by April 15, 2006, should reflect the total monies spent (rounded off to nearest hundred) for the entire school year of 2004-2005 ending June 30, 2005.

2. Booster Club Funding/Contributions must be included in the expenditures total.

Principal's Signature: Harry E. Bumbelt Date: 04-14-06

**2005-2006
ACTUAL EXPENDITURES - PROGRAM COMPARISON CHART 2
TO INCLUDE BOOSTER CLUB FUNDING**

	equipment and supplies		travel		awards		coaches' salaries (to include supplemental and extended employment; <i>dollar amount needed</i>)		facilities improvements		publications (if sport-specific)	
	Expenditures		Expenditures		Expenditures		Expenditures		Expenditures		Expenditures	
	School	Booster	School	Booster	School	Booster	School	Booster	School	Booster	School	Booster
G track	198.70	N/A	40.00	N/A	N/A	N/A	1500.00	N/A	N/A	N/A	N/A	N/A
B track	198.70	N/A	40.00	N/A	N/A	N/A	1500.00	N/A	N/A	N/A	N/A	N/A
G tennis	N/A	N/A	N/A	N/A	N/A	N/A	N/A	N/A	N/A	N/A	N/A	N/A
B tennis	N/A	N/A	N/A	N/A	N/A	N/A	N/A	N/A	N/A	N/A	N/A	N/A
G volleyball	5545.36	3034.91	579.79	546.23	75.00	1892.95	2000.00	0.00	N/A	N/A	N/A	N/A
B wrestling	231.30	N/A	3791.00	N/A	N/A	N/A	3000.00	0.00	N/A	N/A	N/A	N/A
G (list sport)	N/A	N/A	N/A	N/A	N/A	N/A	N/A	N/A	N/A	N/A	N/A	N/A
B football	7278.14	4941.23	2792.58	3060.01	964.41	0.00	4450.00	0.00	7000.00	N/A	N/A	N/A
G (list sport)	N/A	N/A	N/A	N/A	N/A	N/A	N/A	N/A	N/A	N/A	N/A	N/A
B (list sport)	N/A	N/A	N/A	N/A	N/A	N/A	N/A	N/A	N/A	N/A	N/A	N/A

1. Total expenditures on T-35 and T-36 on the 2005-2006 year report due by April 15, 2006, should reflect the total monies spent (rounded off to nearest hundred) for the entire school year of 2004-2005 ending June 30, 2005.

2. Booster Club Funding/Contributions must be included in the expenditures total.

Indicate percentage of total expenditures for each gender:

Gender	Expenditures	Percentage
Boys	\$856,400.00	48%
Girls	\$921,900.00	52%
Total:	\$1,778,300	100%

Principal's Signature: Henry S. Rumbolt Date: 04-14-06

2005-2006 KHSAA TITLE IX ATHLETICS AUDIT
Checklist - Overall Interscholastic Athletics Program

KHSAA
Form T41
Rev. 9/05

DIRECTIONS:

For the Areas of Compliance (Opportunities and Benefits) listed on the left hand side of the page, place a checkmark under the appropriate column identifying whether your school provided an advantage to the Girls' Program, or to the Boys' Program or to Neither Program.

Areas of Compliance:	ADVANTAGE TO:		
	GIRLS' PROGRAM	BOYS' PROGRAM	NEITHER PROGRAM
OPPORTUNITIES			
Accommodation of Interest and Abilities			X
BENEFITS			
Equipment and Supplies			X
Scheduling of Games and Practice Time			X
Travel and Per Diem Allowances			X
Coaching			X
Locker Rooms, Practice and Competitive Facilities			X
Medical and Training Facilities and Services			X
Publicity			X
Support Services			X
Athletic Scholarships			X
Tutoring			X
Housing and Dining Facilities and Services			X
Recruitment of Student Athletes			X

Principal's Signature: Harry E. Burchett Date: 04-14-06

CORRECTIVE ACTION PLAN

DIRECTIONS:

1. For Column 1, indicate the intended area which needs corrective action in order to achieve gender equity. For Column 2, write the suggested change or activities that will correct the area in need of alteration. For Column 3, include the estimated completion date for the changes or activities.
2. It is possible to attain compliance with Title IX and no longer need "corrective" action. However, the KHSAA strongly encourages compliant schools to identify items for improvement (Column 1), activities to accomplish the improvement (Column 2) and a timetable for completion (Column 3) that will strengthen the athletic program.
3. You may copy this form as needed. Please attach corrective action plans along with audit forms and submit by April 15, 2006.

COLUMN 1 ITEM FOR CORRECTION/ IMPROVEMENT	COLUMN 2 SUGGESTED CHANGE/ ACTIVITIES	COLUMN 3 TIME TABLE FOR CORRECTIVE ACTION/ COMPLETION
See Attached Plan!		

Principal's Signature: Harry E. Smith

Date: 04-14-06

**JOHNSON COUNTY SCHOOLS
2005-2006 TITLE IX/EQUITY PLAN**

**Reviewed by Johnson County BOE
Updated by Equity Committee on April 6, 2006(in bold print)**

Strategies/Activities	Person(s) Responsible	Start Date	End Date
1. As a part of the JCHS Consolidated Planning Needs Assessments, survey female students to determine what sports are viable offerings in [2000-2001] and in 2001-2002. [Annually]	Steve Trimble Harry Burchett Charlotte Dockery	February 2001	March 2001
2. Offer one additional girls' sport at JCHS in 2000-2001 and explore the feasibility of adding another girls' sport in 2001-2002. [Girls' JV volleyball was implemented Fall Semester 2000.]	Harry Burchett Steve Trimble	Fall Semester 2000	May 2001
2.5 Expand into Girls' Varsity Volleyball in 2001-02. [Implemented]	Harry Burchett Steve Trimble	Fall Semester 2001	May 2002
3. Develop an Equity Component and/or specific Equity Action Plans to the JCMS Consolidated Plan to address male-female student achievement differences evidenced on the latest CATs results. [Completed]	Steve Whitaker Ben Hamilton Tim Adams	August 2000	June 2002
4. At JCHS, gradually improve (consistent with the school's Perkins Vocational Plan) male-female balance in vocational classes that traditionally have been either male or female dominant. [In Progress]	Charlotte Dockery Steve Trimble	August 2000	On-going
5. At JCHS, gradually improve the parity of male and female student performance on all sections of the ACT exam and state accountability assessments. [In Progress]	Charlotte Dockery	August 2000	On-going

Strategies/Activities	Person(s) Responsible	Start Date	End Date
6. Raise the head softball coach's stipend from \$1,000 to \$2,000 (to the same level as the head baseball coach) and pay assistant softball coaches commensurate with baseball assistant coaches. [Completed]	Orville Hamilton Johnson County BOE Peggy Vanhoose	July 2000	June 2002
7. Obtain (through donation?) a scoreboard for the girls' softball field. [Implemented]	Harry Burchett Steve Trimble	July 2000	June 2002
8. Arrange for lockers for use by the softball team (JCMS football lockers / 3 rd base side baseball lockers). [Implemented]	Steve Trimble Steve Whitaker Harry Burchett	July 2000	June 2001
9. Principals obtain financial information from all of the schools' booster organizations. [Implemented]	Peggy Vanhoose Steve Trimble Steve Whitaker	August 2000	June 2001 & On-going
10. All schools, including elementaries, develop an Equity Component to their 2000-2002 Consolidated Plans to address gender disparities in student academic performance, athletic & extracurricular opportunities, etc. [Completed]	All Elementary Principals	January 2000	May 2002
11. Upgrade girls' softball field with brick dust surface to allow for fewer rain outs. [Implemented]	Harry Burchett Steve Trimble Scott Rowland	July 2000	June 2001
12. Resurface track at Johnson Central High School. [Completed]	Scott Rowland Harry Burchett Steve Trimble	June 2002	Fall 2002
13. Replacement of baseball lighting and poles to address. Safety concerns with existing poles. [Completed]	Scott Rowland Harry Burchett	June 2002	Fall 2002

14. Renovate Baseball/Softball Restroom Facilities [In Progress]	Scott Rowland	Spring 2002	Fall 2007
15. Upgrade of weight room facilities to accommodate all participants from every sport. [Completed]	Scott Rowland Steve Trimble Harry Burchett	Spring 2002	Fall 2004
16. Replacement of center scoreboard in JCHS Fieldhouse to accommodate girls volleyball. [Completed]	Steve Trimble Harry Burchett	Spring 2002	Spring 2002
17. Installation of safety piping along top of baseball/softball chain link fencing. [Implemented]	Steve Trimble Harry Burchett	Spring 2002	Spring 2002
18. Installation of screen netting on both baseball/softball fields. [In Progress]	Steve Trimble Scott Rowland	Spring 2003	Fall 2007
19. Repair / Replace Track Long Jump and Field Equip. [In Progress]	Steve Trimble Scott Rowland	Spring 2003	Spring 2006
20. Publish Seasonal Sports Programs. [On-Going]	Harry Burchett Coaches	Spring 2003	On-going
21. Upgrade Softball Lighting. [Completed]	Scott Rowland Steve Trimble	Fall 2003	Spring 2006
22. Upgrade Scoreboards at Football/Baseball Fields. [In Progress]	Steve Trimble Scott Rowland	Fall 2003	Fall 2007
23. Provide adequate matting for Wrestling, Cheer, & Dance. [Complete]	Steve Trimble Harry Burchett	Fall 2003	Fall 2004
24. Upgrade Softball Field Surface with brick dust thus reducing rain outs. [Completed]	Steve Trimble Harry Burchett	Spring 2004	Spring 2004
25. Build Storage Facility for out of season sports equipment. [Completed]	Steve Trimble Harry Burchett	Fall 2003	Spring 2004

26. Upgrade pool controls for remote monitoring / access providing improved water condition. [Completed]	Scott Rowland	Spring 2003	Spring 2004
27. Upgrade pool cleaning system. [Completed]	Scott Rowland	Spring 2004	Spring 2004
28. Provided financial assistance to the Paintsville Country Club for upgrades to the tee boxes. [Completed]	JCBOE	Fall 2003	Fall 2003
29. Negotiated new District Basketball Schedule providing for boys and girls double header prime time games.	Steve Trimble	Spring 2004	Spring 2004
30. Fill practice area to elevation consistent with other fields.	Scott Rowland	Fall 2004	Fall 2005
31. Remodel pool bldg. incl. pool, locker rooms and classrooms. [In-Progress]	Scott Rowland	Spring 2005	Fall 2007
32. Begin Middle School Volleyball. [In-Progress]	Tim Adams	Spring 2006	Spring 2006
33. Construct new baseball / softball fields for JV & Middle School Teams. [On-Going]	Scott Rowland	Fall 2005	Spring 2006
34. Secure and Install new Scoreboard for Softball [Completed]	Steve Whitaker Scott Rowland	Fall 2005	Spring 2006
35. Offer a free introductory camp to primary students for all athletic programs. [In-Progress]	Karen Salyer Athletic Coaches	Summer 2006	On-Going
36. Complete feasibility study on new sports offerings in tennis and soccer. [In-Progress]	Harry Burchett	Fall 2005	Spring 2006
37. Complete feasibility study on intramural sports. [In-Progress]	Steve Whitaker	Spring 2006	Summer 2006
38. Develop and implement new site plan for athletic fields to accommodate all sports. [In-Progress]	Committee	Fall 2005	Fall 2006



2005-2006 INTERSCHOLASTIC
ATHLETICS SURVEY
Summary of Student Responses

KHSAA
Form T63
Rev. 9/05

School Name: Johnson Central High School
School Enrollment: 981
Date: 04/11/2006
Completed By: Harry E. Burchett

Instructions:

1. Summarize the Student Athletics Interest Surveys Form T-61 by listing the total number of responses on the line next to each sport.
2. Under the Other Category please provide a listing of the sports as well as the number of students who are interested in participating.
3. Please sign and date this Summary Form (T-63) and mail this Summary Form only to the KHSAA by April 15, 2006. Do not mail the student surveys (Form T-61). However, these Forms should be maintained in your files in the event they are requested subsequently.

987 Number of Surveys
863 Total Returned (*A minimum of 80% return is expected*)
8-11 Grades Surveyed (*Should be grades 9-11 and 8th grade if school has a feeder system*)

How Was The Survey Administered? English Classes Grades 9-11; Homeroom 8th Grade
(e.g. was it given in all English classes, or all home rooms, or advisee/advisor?)

KHSAA Sanctioned Fall Sports (*List Total Number of Participation Responses*)

46 Cross Country (Girls)
39 Cross Country (Boys)
157 Football (Boys)
31 Golf (Girls)
26 Golf (Boys)
67 Soccer (Girls)
43 Soccer (Boys)
111 Volleyball (Girls)

Winter Sport (*List Total Number of Participation Responses*)

<u>81</u>	Basketball (Girls)
<u>92</u>	Basketball (Boys)
<u>25</u>	Indoor Track (Girls)
<u>29</u>	Indoor Track (Boys)
<u>43</u>	Swimming & Diving (Girls)
<u>24</u>	Swimming & Diving (Boys)
<u>64</u>	Wrestling (Boys)

Spring Sport (*List Total Number of Participation Responses*)

<u>92</u>	Baseball (Boys)
<u>61</u>	Fast Pitch Softball (Girls)
<u>32</u>	Slow Pitch Softball (Girls)
<u>73</u>	Tennis (Girls)
<u>29</u>	Tennis (Boys)
<u>42</u>	Track (Girls)
<u>33</u>	Track (Boys)

Non-KHSAA Sanctioned Sports (*From Student Survey T-61 Question 10*)

<u>11</u>	Archery
<u>7</u>	Field Hockey
<u>17</u>	Bowling
<u>4</u>	Boys' Gymnastics
<u>21</u>	Girls' Gymnastics
<u>4</u>	Ice Hockey
<u>5</u>	Boys' Lacrosse
<u>3</u>	Girls' Lacrosse
<u>13</u>	Rifle
<u>4</u>	Rodeo
<u>11</u>	Boys' Volleyball
<u>4</u>	Water Polo
<u>17</u>	Weightlifting

Number of Students who participate in Intramural Sports

(*From Student Survey T-61 Question 5*)

<u>Sport</u>	<u>Number</u>
N/A	

List Intramural Sports students are interested in adding:

(From Student Survey T-61 Question 6)

<u>Sport</u>	<u>Number</u>
Dodgeball , Kickball, Elimination	
Field Hockey, Flag Football	
Boxing, Wrestling	
Table Tennis, Pickle Ball	
Billiards	

Participation in Non-School Sports Activities

(From Student Survey T-61 Question 7)

<u>Sport</u>	<u>Number</u>
Skateboarding	
Paintball	
Bass Fishing	
Hunting	
Hockey Sack	

Reasons for not participating in interscholastic athletics

(From Survey Question 8)

- I prefer other activities such as band, chorus, etc.
- I don't have time
- The practice schedules and game times are inconvenient
- The sport I like isn't offered
- It's too expensive
- I prefer to participate in club or intramural sports
- Working
- Other:

Student Suggestions to encourage participation

The most significant suggestion to encourage participation was to offer intramurals for those students who do not choose to participate in high school sports.

196 Students indicated that they would not participate in any sports.

Harry E. Bennett
Principal's Signature

04-14-06

Date